

1 Introduction

This document is a basic guide for the grey Amino remote control pictured on the right. It does not provide an end-user guide for the remote control. The end-user interface is governed by the middleware that is being used by any given service provider so will vary between different installations.

The information contained in this guide is relevant to remote controls with European codesets. To determine whether this is correct for your remote control you will need to check the top number on the reverse of the remote control. EU part numbers include:



002-458-XX-XX	003-178-XX-XX
502-458-XX-XX	003-260-XX-XX
002-492-XX-XX	503-260-XX-XX
002-520-XX-XX	510-660-XX-XX
002-802-XX-XX	510-809-XX-XX
002-957-XX-XX	

If your part number is not in this list, please check the US/Asia Guide. If you cannot see it listed in either please email the part number info@aminocom.com to check which codeset is used.



2 Mode

In common with most universal remotes, the Amino remote is moded and operates in one of two modes, either *STB mode* or *TV mode*.

The mode is selected by pressing the TV  or STB  mode-select button at the top of the remote. When pressed, the TV or STB mode-select button illuminates for 1 second to indicate that the corresponding mode has been set. The TV and STB buttons do not transmit any IR commands to either the TV or the STB.

When any function button on the remote is pressed, the TV or STB button will light to indicate that a command is being transmitted in that mode.



The mode remains selected until changed by the user.

If a button has no valid function in that mode, neither the TV nor STB mode buttons will light.

3 TV Compatibility

In order for the remote to transmit the correct signals to control the TV, the remote must first be programmed with the 3-digit code corresponding to the make and model of TV in use.

This is done in the following way:

- Identify the make of the TV that is to be controlled. For example, Sony, Magnavox, Philips etc, and find it in the Table of TV Brand Codes below.
- Simultaneously press and hold the TV  and OK  buttons on the remote – after approximately 2 seconds, the TV button will light.
- Release the TV and OK buttons – the TV button remains illuminated.
- Now enter the 3-digit brand code according to the make of the TV that is being controlled.
- As each of the digits are entered, the TV button will briefly flash off and on again
- When the third digit has been entered, the TV button will go out.
- If a TV brand code has been entered that the remote does not recognise, the TV button will flash rapidly for a second and remain illuminated. If this happens, re-enter the correct TV brand code.
- Verify that the remote control works with the TV.
- If no brand code is entered, or the brand code entered is incomplete, after several seconds, the remote will exit the TV brand code entry mode and the TV brand code will be unchanged.
- The remotes are supplied by default with TV Brand Code 000.

Most TV makes have more than one brand code listed in the brand code table – if this is the case try all brand codes that are listed for that make until a suitable match is found.

If no brand code is listed for the TV, try brand codes for common televisions such as Philips and NEC.

3.1 Table of TV Brand Codes

Please note: Certain codes are only available in newer remote controls (including 002-458-01-01 and any part number starting with a 5). If it is not available in your remote then after entering it the TV button will flash rapidly for a second and remain illuminated. Please contact your STB provider to see if a newer version of your remote is available.

TV Manufacturer	Brand Codes
ADMIRAL	041, 045, 091, 102, 108
AIKO	089
AIWA	294, 295
AKAI	006, 010, 023, 119, 135, 159, 164, 179, 189, 198
AKURA	133
ALBA	124, 133, 236

TV Manufacturer	Brand Codes
ALBIRAL	197
AMSTRAD	130, 151
ANAM	117
ARC EN CIEL	057
ARCAM	057, 076
ARISTONA	075



TV Manufacturer	Brand Codes
ARTHUR MARTIN	045, 164
ASA	041, 045, 052, 078, 087, 102, 108, 142, 205, 209, 215, 255
ASTRA	151
ATANTIC	076
ATLANTIC	076
ATORI	151
AUDIOSONIC	118, 132, 151
AUSIND	049, 141
AUTOVOX	009, 035, 048, 049, 060, 078, 095, 105, 108, 139, 142
BAIRD	110, 135
BANG & OLUFSEN	108, 341, 342
BASIC LINE	132, 133
BAUER	145
BAUR	004, 006, 012, 013, 022, 156
BEKO	249, 250
BLAUPUNKT	022, 023, 024, 025, 047, 074, 220, 221, 222, 223, 224, 226, 257, 258
BRANDT	057, 065, 073, 090, 182
BRIONVEGA	102, 105, 108
BRITANNIA	076
BRUNS	082, 099, 102, 108
BSR	039, 069, 162, 190, 198
BUSH	045, 124, 133, 164, 174, 213, 215
BUSH (UK)	048, 156, 161
CANDLE	079
CENTURY	102, 108
CGE	049, 081, 098, 140, 153, 161, 162, 198, 220, 225, 227
CITIZEN	079
CLARIVOX	082, 096, 197
CLATRONIC	118, 133
CONCERTO	079
CONDOR	076
CONTEC	015, 117
CONTINENTAL EDISON	057, 065, 090
CRAIG	117
CROSLEY	002, 049, 102, 108, 140, 198, 220, 225, 227
CROWN	254
CTC CLATRONIC	026
CXC	117

TV Manufacturer	Brand Codes
DAEWOO	010, 150, 151, 261
DANSAI	010
DECCA	027, 058, 060, 097, 110, 169
DECCA (UK)	027, 058, 060, 110, 168
DEGRAAF	045, 135
DIXI	099, 151
DOMEOS	010
DORIC	103
DUAL	009, 060, 161, 164, 210
DUAL-TEC	060, 151, 162, 211
DUMONT	026, 052, 078, 102, 108, 198, 212, 215
DYNATRON	010
ELBE	155, 197, 203
ELECTRO TECH	151
ELEKTRONSKA	077
ELMAN	026, 162
ELTA	151
EMERSON	092, 102, 108, 112, 117, 126, 130
ERRES	010
ETRON	198
EUROPHON	026, 058, 060, 077, 109, 162, 200
FENNER	010, 151
FERGUSON	028, 037, 055, 065, 078, 086, 088, 113, 118, 136, 146, 197, 199, 228, 231, 234
FIDELITY	045, 076, 228
FIDELITY (UK)	056, 059, 193, 228
FILMNET	114
FINLANDIA	045, 232
FINLUX	002, 026, 049, 052, 078, 081, 087, 108, 141, 142, 198, 205, 209, 212, 215, 255, 349, 350, 351
FIRST LINE	198
FISHER	002, 009, 014, 051, 060, 080, 082, 098, 102, 108, 198, 209
FORGESTONE	228
FORMENTI	045, 049, 076, 108, 145, 154, 198
FORMENTI-PHOENIX	002, 043, 045, 059, 141
FORTRESS	108
FRONTECH	045, 118, 198
FUJITSU	126
FUNAI	039, 069, 117, 118, 126
FUTURETECH	117
GBC	002, 014, 132, 151, 162, 198



TV Manufacturer	Brand Codes
GEC	045, 110, 128, 232
GEC (UK)	003, 008, 058, 060, 110, 128, 156
GELOSO	002, 041, 045, 132, 151, 162, 198
GENERAL TECHNIC	268
GENEXXA	045, 133
GOODMANS	014, 110, 137, 164, 230
GORENJE	098, 106
GRAETZ	045
GRANADA	014, 045, 049, 058, 060, 110, 111, 135, 198, 232
GRANADA (UK)	008, 014, 045, 049, 058, 060, 103, 131, 152, 156, 164
GRUNDIG	022, 023, 047, 049, 071, 074, 138, 202, 204, 214, 215, 282, 283, 284, 285
HANSEATIC	002, 012, 014, 043, 059, 156
HANTAREX	058
HEMMERMANN	006
HIFIVOX	033, 057
HINARI	007, 014, 045, 126, 135, 151, 164, 198, 201
HITACHI	000, 001, 003, 008, 014, 029, 033, 034, 045, 060, 063, 070, 128, 156, 160, 182, 183, 184, 186, 187, 188, 189, 194, 198, 205, 232, 234
HYPER	059, 060, 151, 162
HYUNDAI	353
IMPERIAL	045, 049, 081, 098, 140, 161, 162, 220, 225, 227
INGERSOL	151
INNO HIT	058, 060, 084, 110, 133, 137, 151, 201
INNOVATION	259, 260, 261, 262, 264, 265, 266, 271, 272, 276, 277, 278
INTERFUNK	003, 004, 006, 012, 018, 045, 049, 108, 164, 179, 182, 198, 223
IRRADIO	049, 132, 133, 137, 141, 151, 201
ISUKAI	133
ITT	003, 004, 005, 006, 007, 008, 018, 041, 045, 049, 124, 129, 135, 150, 160, 164, 174, 192, 198, 209, 233, 243
ITT-NOKIA	003, 004, 005, 006, 007, 008, 018, 041, 045, 049, 124, 129, 135, 150, 160, 164, 174, 192, 198, 209, 233, 243
JVC	007, 072, 144, 158, 159, 174, 179
KAISUI	059, 132, 133
KAMOSONIC	060
KARCHER	059, 060, 084, 109, 132, 151, 156, 205
KAWASHO	076
KENDO	026

TV Manufacturer	Brand Codes
KENNEDY	002, 035, 095, 198
KONKA	270
KORTING	043, 101, 102, 108, 154
KTV	060, 117
LENOIR	060, 151
LEYEO	118
LG(GOLDSTAR)	059, 060, 076, 079, 137, 149, 151, 156, 162, 164, 315, 320, 321, 322, 323, 324, 325, 326, 327, 328, 329, 330, 331, 332, 333, 334, 335, 336, 337, 338, 339, 340
LIFETEC	259, 260, 261, 262, 264, 265, 266, 267, 268, 269, 271, 276, 277, 278
LOEWE OPTA	012, 013, 058, 061, 108
LOGIC	169, 228
LOGIK	055, 168, 228
LOWEWE	083
LUMA	035, 045, 190
LUXMAN	079
LUXMAN STEREO TUNER	079
LUXOR	000, 006, 018, 034, 042, 045, 046, 049, 060, 067, 135, 137, 156, 160, 191, 192, 198
LYCO	118
MAGNADYNE	002, 006, 026, 058, 064, 077, 102, 108, 162, 198
MAGNAFON	026, 049, 058, 059, 064, 076, 109, 200
MANESTH	010
MARANTZ	010
MARELLI	108
MARK	010
MATSUI	006, 045, 060, 069, 110, 115, 124, 127, 130, 151, 156, 168, 169
MAXIMAL	007, 198
MCMICHAEL	128
MEDION	259, 260, 261, 262, 264, 265, 266, 267, 268, 269, 271, 272, 276, 277, 278
MEMOREX	151
METZ	023, 074, 100, 104, 108, 148, 207, 208
MGA	123
MICROMAXX	259, 262, 264, 265, 271, 276, 277, 278
MINERVA	022, 023, 049, 138, 214, 215
MISTRAL	228
MITSUBISHI	014, 020, 023, 066, 119, 120, 123, 167, 169, 174
MIVAR	049, 050, 058, 059, 076, 077, 137, 143, 203
MTC	079



TV Manufacturer	Brand Codes
MULTITECH	026, 058, 060, 064, 098, 132, 151
MURPHY	045, 209
MURPHY (UK)	008, 103
N.E.I.	010, 096
NAD	134
NEC	014, 171, 172, 173
NECKERMANN	045, 060, 098, 108, 156, 193, 198, 221, 223, 224
NEDIATOR	010
NICAMAGIC	076
NIKKAI	110, 133, 164, 170, 201
NOBLIKO	026, 049, 059, 064, 138, 141
NOGAMATIC	057
NOKIA	003, 004, 005, 006, 007, 008, 018, 041, 045, 049, 124, 129, 135, 150, 160, 164, 174, 192, 198, 209, 233, 243, 246, 279, 348
NORDMENDE	003, 029, 033, 045, 053, 054, 057, 105, 113, 159, 179, 181, 182, 189, 194, 263
OCEANIC	032, 165, 198
OCEANIC (F)	003, 006, 032, 044, 166
ONCEAS	060
ONWA	117
ORION	006, 039, 069, 085, 121, 124, 125, 130, 148, 151, 168, 169, 198, 237, 242
OSAKA	201
OSAKI	110, 133, 201
OSUME	015
OTTO VERSAND	002, 012, 014, 022, 060, 156, 174, 198
PAEL	059, 141
PANASONIC	003, 020, 021, 045, 070, 131, 175, 196, 256, 274
PANORAMIC	235
PATHE MARCONI	057
PATHE' CINEMA (F)	043, 059, 162, 166, 197
PAUSA	151
PAUZA	151
PERDIO	089, 110
PHILCO	002, 049, 081, 098, 102, 108, 140, 161, 162, 175, 220, 225, 227, 245, 247
PHILIPS	010, 036, 059, 062, 068, 075, 076, 102, 108, 128, 203, 228, 229, 243, 244, 251, 273
PHOENIX	108
PHONOLA	075, 108
PIONEER	029, 045, 134, 182

TV Manufacturer	Brand Codes
PRANDONI-PRINCE	041, 045, 049, 058, 141
PRANDONI-PROMCE	045, 049, 058
PRIMA	045
PROFEX	198
PROTECH	064, 118, 198
QUELLE	004, 006, 012, 022, 023, 039, 049, 052, 060, 078, 137, 138, 141, 142, 164, 168, 205, 209, 214, 215, 220, 221, 223, 224, 225, 227, 255, 257, 258
RADIOMARELLI	010, 045, 066, 077, 108
RADIONETTE	003, 205, 209
RADIOLA	229
RANK	048, 215
RBM	213, 215
RBM (UK)	048
REDIFFUSION	045, 066, 164, 198, 233
REDIFFUSION (UK)	006, 008, 103
REX	007, 010, 035, 041, 045, 095, 190, 206, 210, 211
RFT	099, 251
ROADSTAR	132, 151, 286, 287, 288, 289, 290, 291, 292, 293
ROTEL	015
SABA	029, 033, 042, 045, 053, 054, 057, 058, 065, 073, 093, 102, 107, 108, 113, 179, 181, 182, 189, 194, 263
SACCS	197
SAISHO	045, 060, 116, 124, 130, 151, 167, 168, 169
SALORA	001, 004, 006, 007, 034, 045, 067, 129, 135, 152, 156, 160, 164, 191, 192, 193, 198, 232
SAMBERS	026, 049, 058, 064, 109, 137, 141, 200
SAMSUNG	010, 060, 084, 098, 110, 118, 137, 151, 201, 314, 315, 316, 317, 318, 319, 354
SANYO	014, 015, 040, 060, 080, 082, 098, 102, 110, 111, 129, 135, 169, 174, 205, 209, 255
SBR	068, 075, 128, 228
SCHAUB LORENZ	045
SCHNEIDER	002, 007, 009, 045, 051, 059, 060, 075, 132, 136, 162, 164, 210, 211, 229
SCOTT	117, 126
SEG	026, 060, 082, 099
SEI	064, 069, 108, 130, 148, 198
SELECO	007, 010, 035, 041, 045, 095, 190, 206, 210, 211
SENTRA	160
SHARP	014, 015, 019, 176, 178



TV Manufacturer	Brand Codes
SIAREM	002, 026, 058, 064, 102, 108, 198
SICATEL	197
SIEMENS	015, 022, 023, 045, 074, 201, 220, 221, 222, 223, 224, 226, 257, 258
SILVER	118
SINGER	002, 026, 102, 108
SINUDYNE	002, 006, 010, 026, 039, 064, 069, 085, 094, 102, 108, 124, 130, 132, 148, 163, 198
SKANTIC	045
SKYWORTH	298, 299, 300, 301, 302, 303, 304, 305, 306, 307, 308, 309, 310, 311
SOLAVOX	045, 164, 201
SONOKO	010, 118, 151
SONY	014, 017, 112, 168, 169, 275
SOUNDESIGN	117
SSS	117
STERN	007, 010, 035, 041, 045, 095, 190, 206, 210, 211
SUNKAI	069
SUPRA	079
TANDBERG	016, 033, 061, 102, 142, 177, 179, 208
TANDY	019, 045, 133, 153
TASHIKO	014
TATUNG	027, 058, 060, 097, 110, 168, 169
TCL	296, 297
TCM	262, 264, 271, 276, 277, 278
TECHNICS	131
TECHWOOD	079
TEKNIKA	117, 123, 126
TELE	114
TELEAVIA	057, 065, 073, 182
TELEFUNKEN	029, 030, 031, 055, 073, 113, 147, 159, 179, 180, 181, 182, 199, 216, 217, 218, 219, 220, 225, 227, 252, 263
TELETECH	151
TEMPEST	238, 239, 240, 241
TENSAI	133, 209
TEXET	060

TV Manufacturer	Brand Codes
THOMSON	033, 048, 053, 057, 063, 065, 073, 090, 124, 157, 159, 179, 181, 182, 189, 194, 253, 352
THORN	074, 086, 209, 225, 227, 228
THORN-FERGUSON	028, 037, 055, 065, 078, 086, 088, 113, 118, 136, 146, 197, 199, 228
TMK	014, 079, 147
TOSHIBA	014, 038, 048, 122, 127, 170, 174, 185, 215, 280, 281
TRANS CONTINENS	045
TRISTAR	228
TRIUMPH	048, 058, 212
UHER	043, 045, 048, 049, 051, 131, 154
ULTRAVOX	002, 026, 059, 102, 108, 198
UNITED	288, 290, 312, 313
UNIVERSUM	118, 205
UNIVOX	197
VEGAVOX	081
VEXA	010, 151
VICTOR	144, 159
VIDEOTON	248
VORTEC	010, 065
VOXSON	041, 045, 049, 102, 108
WALTHAM	045
WATSON	043, 220, 224
WATT RADIO	002, 006, 026, 059, 064, 076, 109, 197, 198, 200
WEGA	014, 108, 198
WEGA COLOR	102
WELTBlick	010
WESTON	162
WHITE WESTINGHOUSE	010, 026, 043, 059, 076, 140, 154
YOKO	060, 151
ZANUSSI	007, 010, 035, 041, 045, 095, 190, 206, 210, 211
ZENITH	343, 344, 345, 346, 347
ZOPPAS	045

4 STB Compatibility



At short range all the Amino remote controls will work with all Amino Set-Top Boxes. At longer range it may be necessary to ensure the correct STB brand code has been selected. This only applies to remote part numbers beginning 510. Remote part numbers beginning 002, 003, 502 or 503 will only will with A103/A110(H)/A120/



A124/A500 boxes at longer distances. If you have been given an incompatible remote control please consult your service provider.

Remote Part Number	STB Brand Code (default supplied is in bold)	
	A103/A110(H)/A120/A124/A500	A125/A130(H)(M)/A530
002-XXX-XX-XX	000	N/a
003-XXX-XX-XX	000	N/a
502-XXX-XX-XX	000	N/a
503-XXX-XX-XX	000	N/a
510-660-XX-XX	000	100
510-809-XX-XX	000	100

Once you have identified the correct brand code in the table above

- Simultaneously press and hold the STB  and OK  buttons on the remote – after approximately 2 seconds, the STB button will light.
- Release the STB and OK buttons – the STB button remains illuminated.
- Now enter the 3-digit brand code – as each of the digits are entered, the STB button will briefly flash off and on again.
- When the third digit has been entered, the STB button will go out.
- If an STB brand code has been entered that the remote does not recognise, the STB button will flash rapidly for a second and remain illuminated. If this happens, re-enter the correct STB brand code.
- Verify that the remote control works with the STB.
- If no brand code is entered, or it is incomplete, after several seconds, the remote will exit the STB brand code entry mode and the STB brand code will be unchanged.

5 Batteries

The remote is powered by 3 x AAA, MN2400, UM-3 or LR03 batteries. The use of alkaline batteries is strongly recommended. Battery life (using alkaline batteries) is typically around 6 months of 30-minutes intermittent use per day.

The battery compartment cover can be secured by a screw. The screw is supplied fitted into the base of the remote. In order to fit the battery cover screw:

- Remove the battery compartment cover.
- Remove the silver screw at the base of the remote using a 0pt Posidrive™ screwdriver.
- Fit the batteries and re-fit the battery cover.
- Fit the screw into the hole in the base of the battery compartment cover and tighten.

